

# Paris - Charles de Gaulle Airport CDG/LFPG

## Summer 2020 - Start Of Season Report

Report data extraction date: 01 April 2020

### Table of contents

<b>EVOLUTION OF ALLOCATED SLOTS AT THE START OF SEASON (SOS)</b> .....	<b>2</b>
<b>TOTAL SLOTS BY OPERATOR – TOP15</b> .....	<b>2</b>
<b>SLOTS DISTRIBUTION PER ALLIANCE</b> .....	<b>4</b>
<b>SIZE OF AIRCRAFT</b> .....	<b>5</b>
<b>ALLOCATED SLOTS BY DESTINATION</b> .....	<b>6</b>
<b>GEOGRAPHICAL DISTRIBUTION OF ALLOCATED SLOTS</b> .....	<b>8</b>
<b>SLOTS DISTRIBUTION BY SERVICE TYPE</b> .....	<b>8</b>
<b>CDG S20 - AIRPORT COORDINATION PARAMETERS</b> .....	<b>9</b>
<b>GRAPHICS : INITIAL DEMAND</b> .....	<b>10</b>
<b>GRAPHICS : SOS ALLOCATED SLOTS</b> .....	<b>12</b>
<b>SLOTS ALLOCATION BY OPERATOR</b> .....	<b>14</b>

The contents of this report may not be reproduced without the written consent of COHOR.

## Evolution of allocated slots at the Start Of Season (SOS)

Summer 2019 (30 weeks): 315 650 Allocated Slots

Summer 2020 (30 weeks): 280 322 Allocated Slots

Allocated slots at SOS decreased by  -11,19% from S19 to S20 (on average per week).

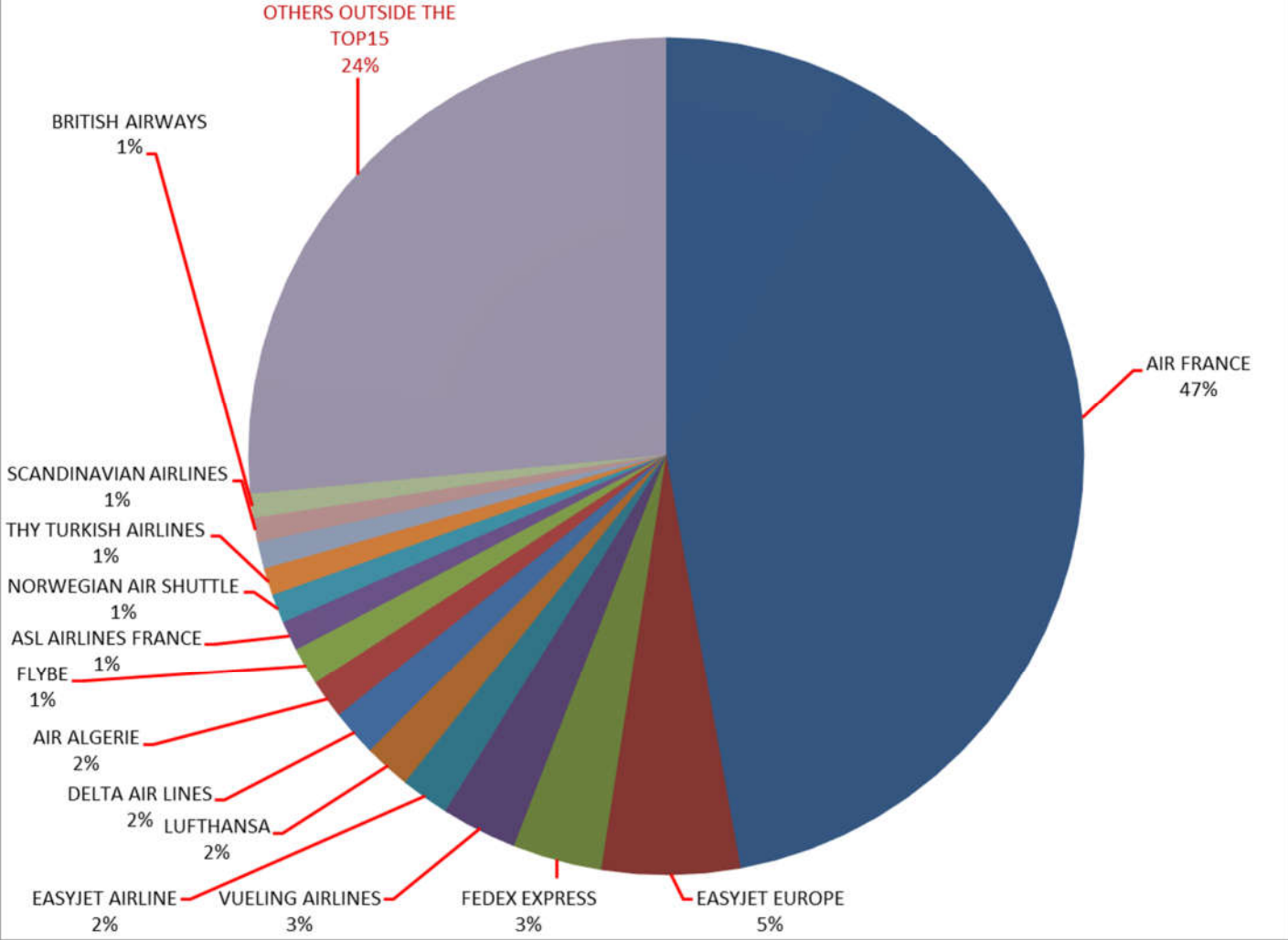
Slots Allocated OK S20: 96,82%

## Total slots by operator – TOP15

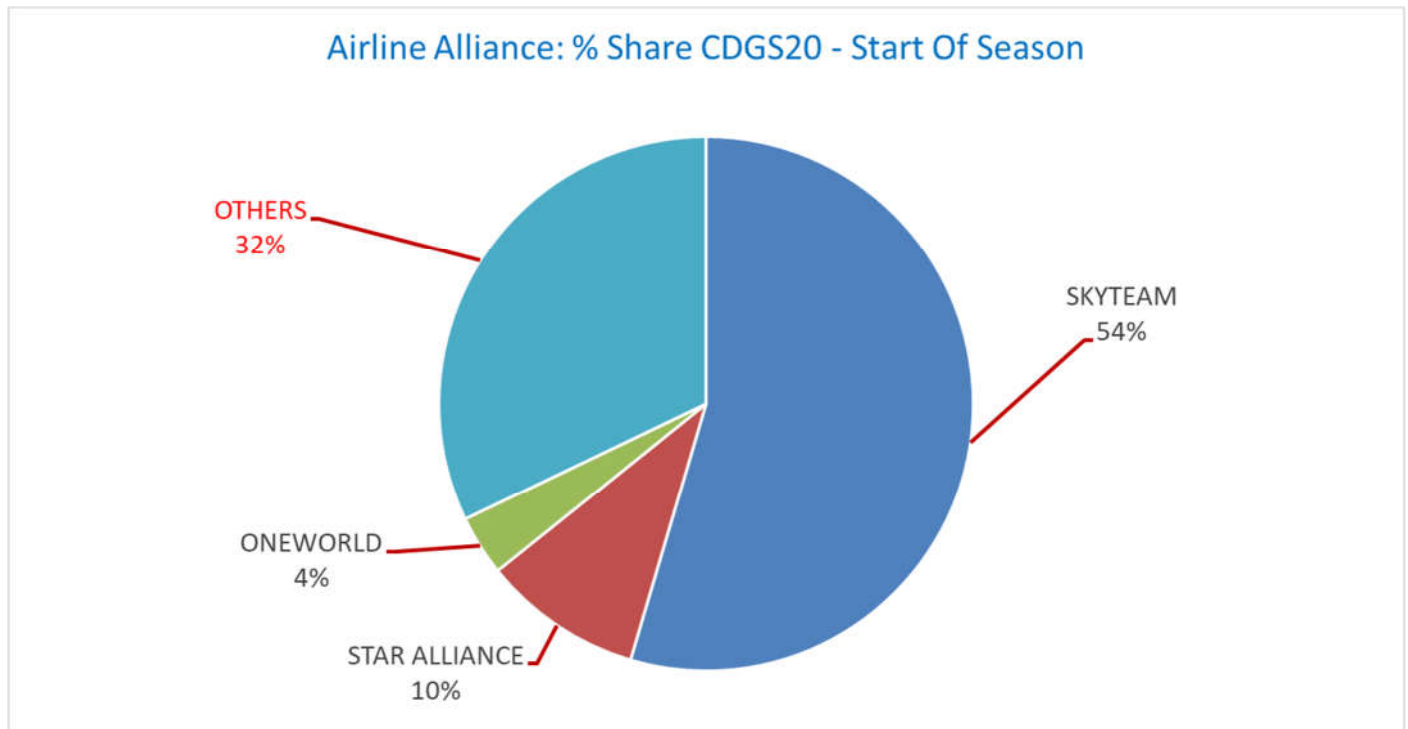
ICAO Code	Airline	S19	%SHARE S19	S20	%SHARE S20	%CHANGE (on average per week)
AFR	AIR FRANCE	147724	46,80%	132165	47,15%	-10,53%
EJU	EASYJET EUROPE	17247	5,46%	14978	5,34%	-13,16%
FDX	FEDEX EXPRESS	10007	3,17%	9674	3,45%	-3,33%
VLG	VUELING AIRLINES	8929	2,83%	8207	2,93%	-8,09%
EZY	EASYJET AIRLINE	5616	1,78%	5282	1,88%	-5,95%
DLH	LUFTHANSA	6026	1,91%	5032	1,80%	-16,50%
DAL	DELTA AIR LINES	5476	1,73%	5022	1,79%	-8,29%
DAH	AIR ALGERIE	3812	1,21%	4248	1,52%	11,44%
BEE	FLYBE	5078	1,61%	4102	1,46%	-19,22%
FPO	ASL AIRLINES FRANCE	4006	1,27%	3256	1,16%	-18,72%
NAX	NORWEGIAN AIR SHUTTLE	3347	1,06%	3100	1,11%	-7,38%
THY	THY TURKISH AIRLINES	3322	1,05%	2935	1,05%	-11,65%
AZA	ALITALIA	2936	0,93%	2884	1,03%	-1,77%
SAS	SCANDINAVIAN AIRLINES	2995	0,95%	2618	0,93%	-12,59%
BAW	BRITISH AIRWAYS	3022	0,96%	2595	0,93%	-14,13%
	OTHERS	86 107	27,28%	74 224	26,48%	-13,80%
	GRAND TOTAL	315 650	100,00%	280 322	100,00%	-11,19%
	Part of AF/KL Group*	150 110	47,56%	134 281	47,90%	-10,54%

\* AIRFRANCE - HOP - KLM - TRANSAVIAFRANCE - TRANSAVIAHOLLANDE

### CDGS20 Start Of Season - Distribution by Airline



## Slots distribution per alliance



**ONEWORLD - Members Airlines** (source : [fr.oneworld.com](http://fr.oneworld.com) 31Mar20)

AMERICAN AIRLINES - BRITISH AIRWAYS - CATHAY PACIFIC - FINNAIR - IBERIA - JAPAN AIRLINES -  
LATAM - MALAYSIA AIRLINES - QANTAS - QATAR AIRWAYS - ROYAL JORDANIAN - S7 AIRLINES - Sri Lankan Airlines

**SKYTEAM - Members Airlines** (source : [www.skyteam.com](http://www.skyteam.com) 31Mar20)

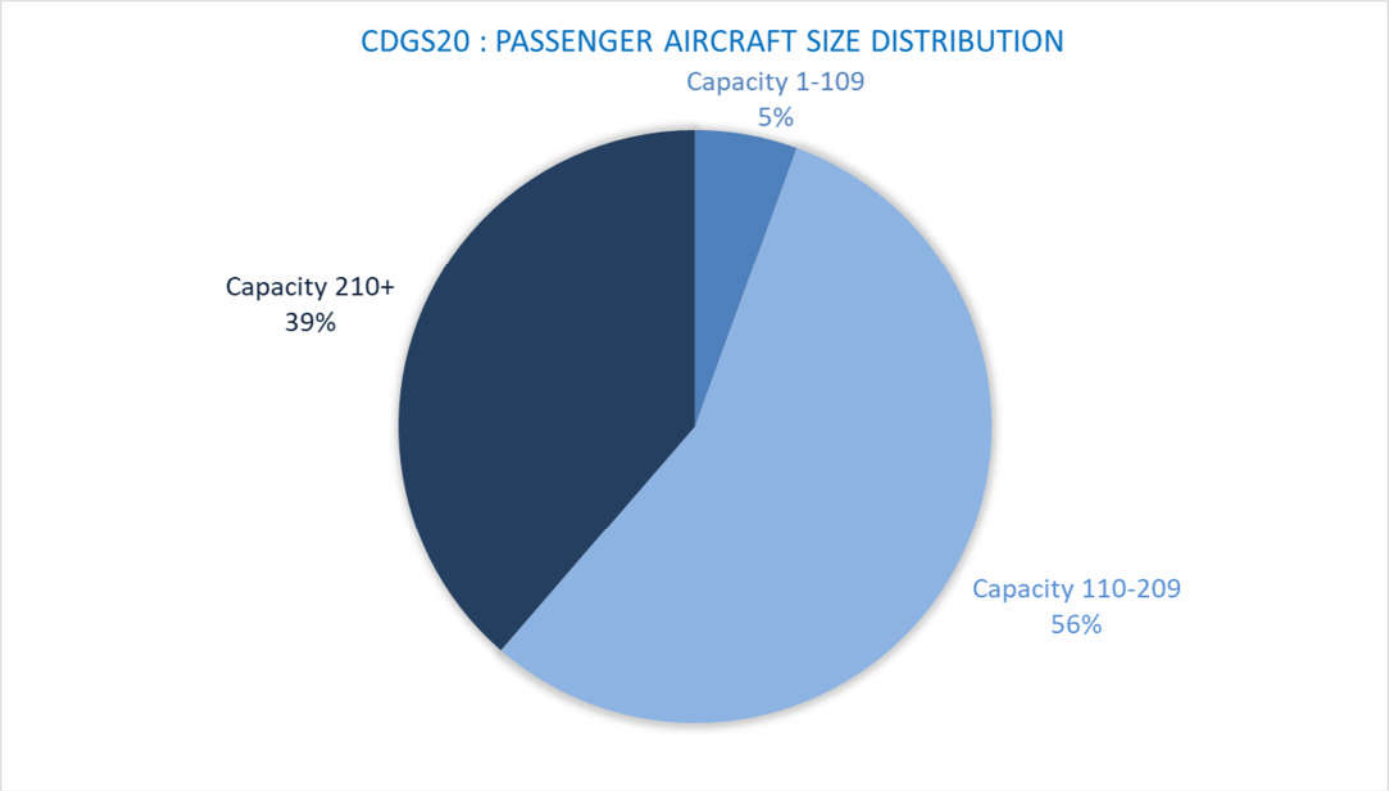
AEROFLOT - AEROLINEAS ARGENTINAS - AEROMEXICO - AIR EUROPA - AIRFRANCE - ALITALIA - CHINA AIRLINES - CHINA EASTERN -  
CZECH AIRLINES - DELTA - GARUDA INDONESIA - KENYA AIRWAYS - KLM - KOREAN AIR - MEA - SAUDIA -  
TAROM - VIETNAM AIRLINES - XIAMENAIR

**STAR ALLIANCE - Members Airlines** (source : [www.staralliance.com](http://www.staralliance.com) 31Mar20)

AGEAN - AIR CANADA - AIR CHINA - AIR INDIA - AIR NEW ZEALAND - ANA - ASIANA AIRLINES - AUSTRIAN - AVIANCA TACA -  
BRUSSELS AIRLINES - COPA AIRLINES - CROATIA AIRLINES - EGYPTAIR - ETHIOPIAN - EVA AIR - LOT POLISH AIRLINES -  
LUFTHANSA - SCANDINAVIAN AIRLINES - SHENZHEN AIRLINES - SINGAPORE AIRLINES - SOUTH AFRICAN AIRWAYS  
SWISS - TAP PORTUGAL - THAI - TURKISH AIRLINES - UNITED

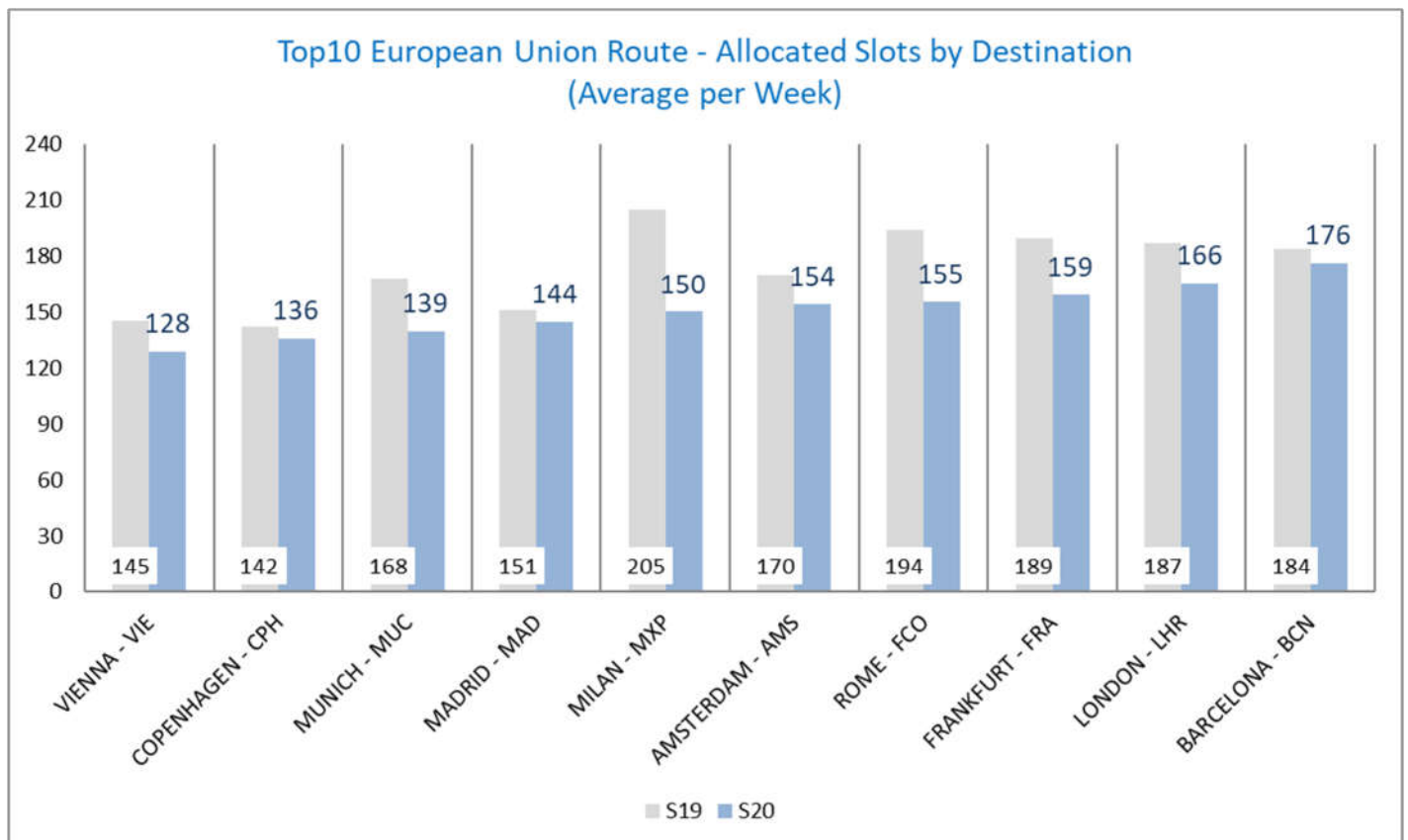
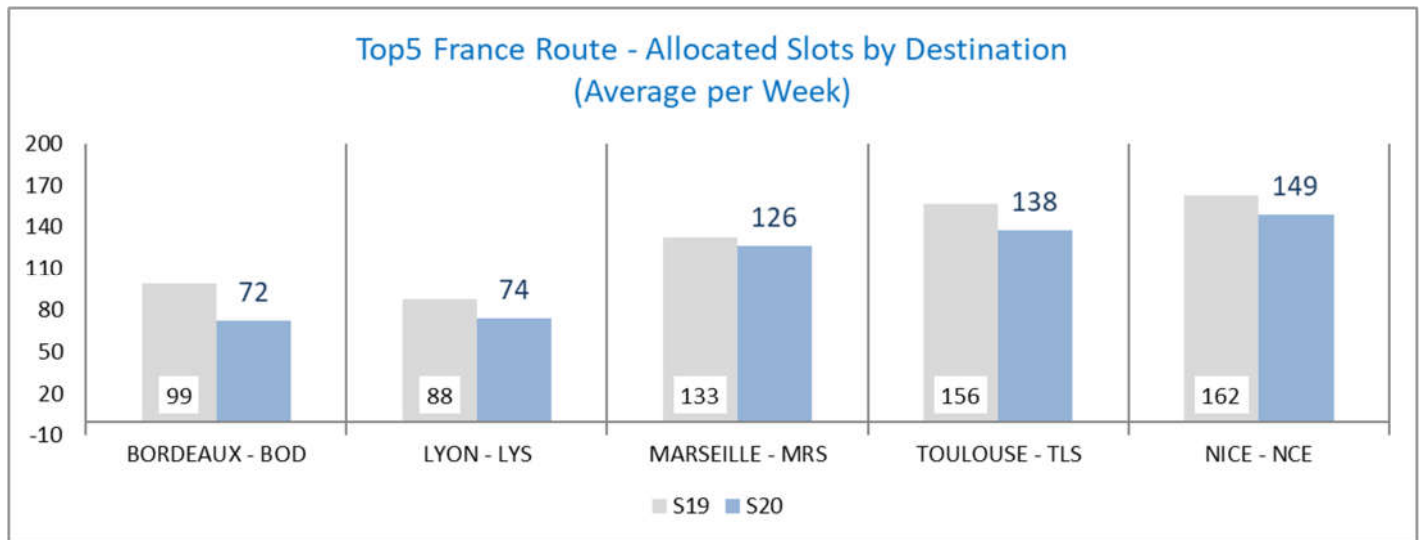
## Size of aircraft

	S19	S20	Evolution
Average Size of Aircraft (Seats)	197	198	0,6%
Total Passenger Seat Offer	58 227 348	51 577 025	-11,4%

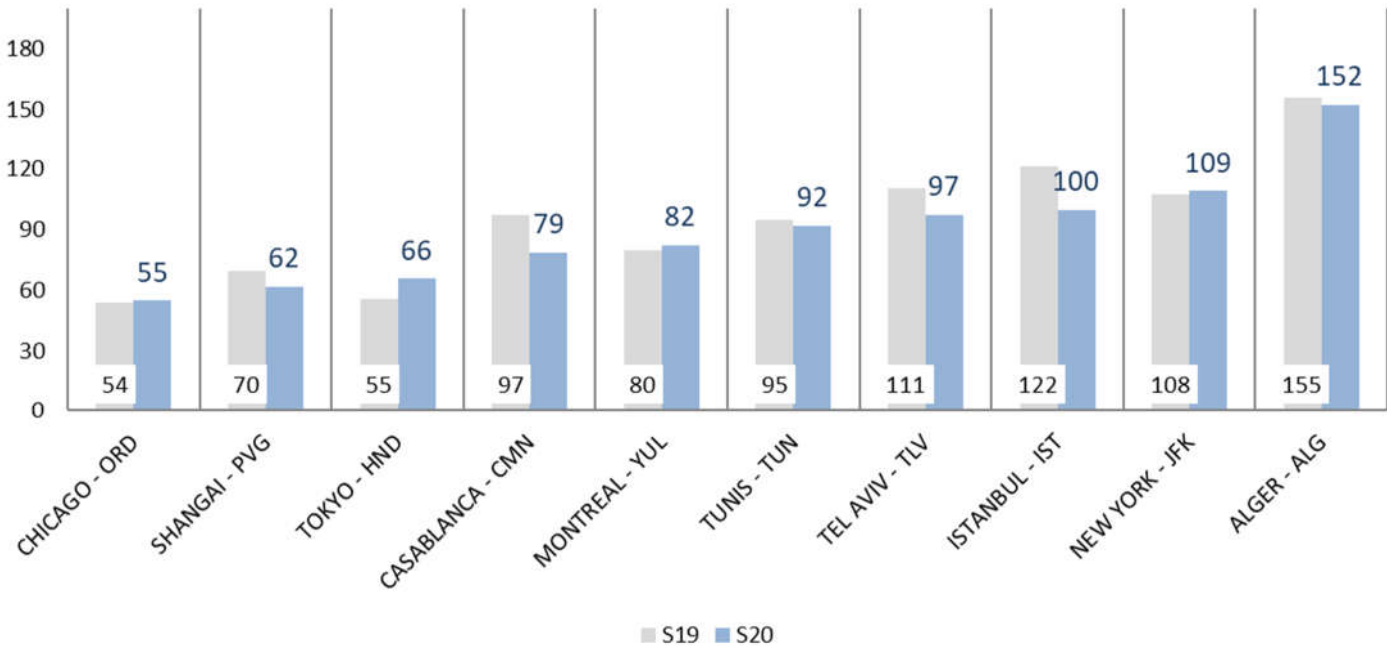


## Allocated slots by destination

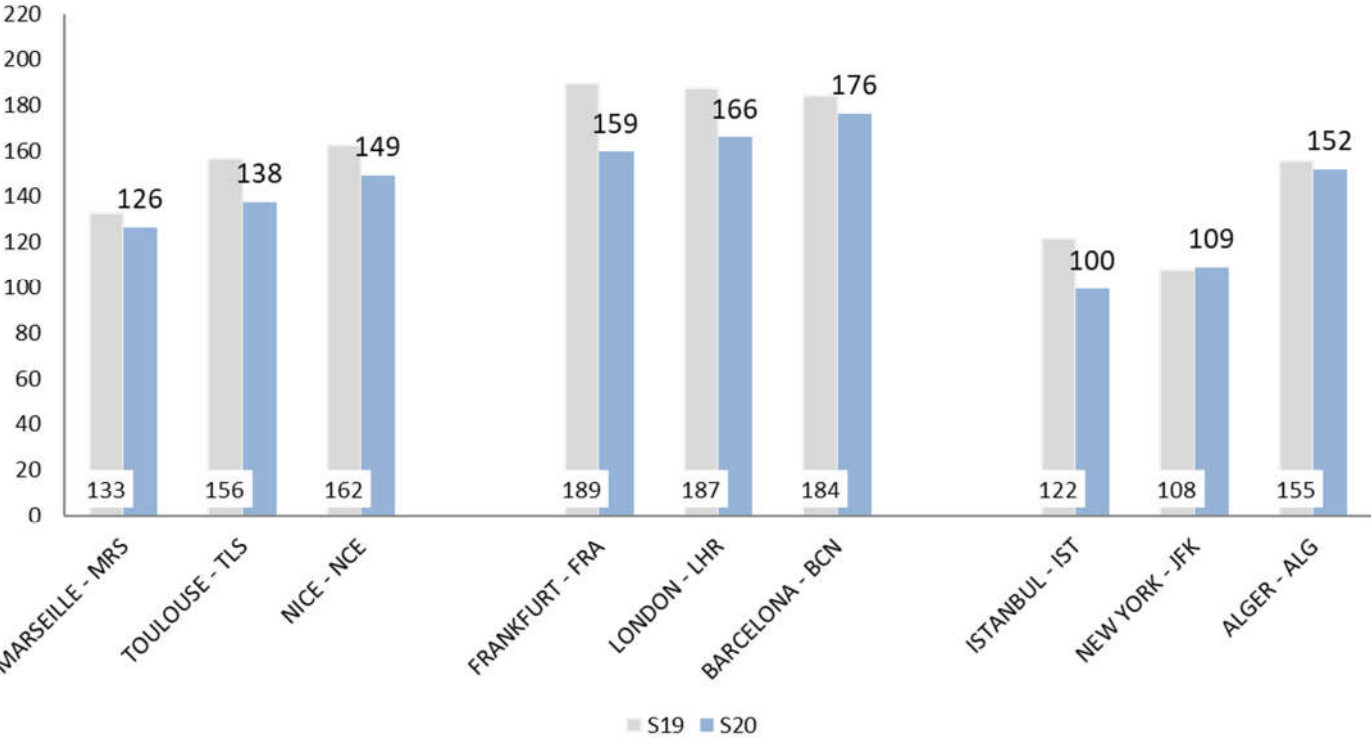
(CDGS20 vs CDGS19)



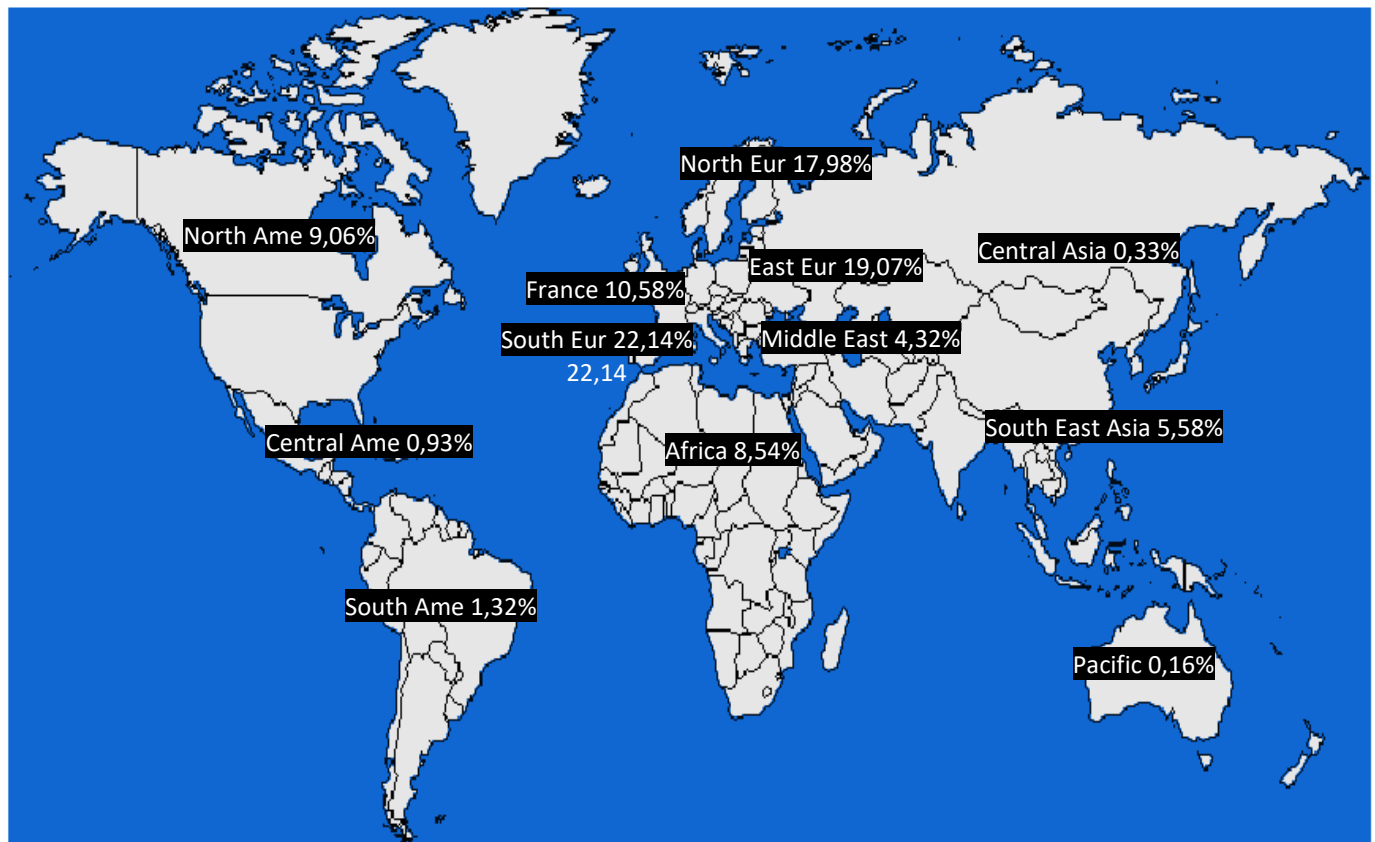
Top10 International Route Route - Allocated Slots by Destination  
 (Average per Week)



Comparison of first 3 destinations for each group  
 Allocated Slots by Destination  
 (Average per Week)



## Geographical distribution of allocated slots



## Slots distribution by service type

	S20	S19
Group Services for All Destinations		
Regular Services	91,67%	91,96%
Freight Services	6,62%	5,73%
Charter Services	1,37%	1,75%
Technical Services	0,33%	0,55%
Others	0,00%	0,01%
	100%	100%



## CDG S20 - Airport Coordination Parameters

### Runway scheduling limits:

Order of October 11th, 2016 updating the modified order of October 19th, 1999 set the airport capacity of Paris-Charles-de-Gaulle:

CDG RUNWAY CAPACITY S20									
TU	Local time	Arrivals /10 min	Arrivals /hour	Arrivals per rolling hour	Departures /10 min	Departures /hour	Departures per rolling hour	Total arrivals + departures /hour	
	0 h à 0 h 59	2 h à 2 h 59	7 (6)	20	73	7 (6)	20	78	32
	1 h à 1 h 59	3 h à 3 h 59	7 (6)	20	73	7 (6)	20	78	32
	2 h à 2 h 59	4 h à 4 h 59	7 (6)	20	73	7 (6)	20	78	32
	3 h à 3 h 59	5 h à 5 h 59	8 (2)	30	73	7 (6)	25	78	40
	4 h à 4 h 59	6 h à 6 h 59	11 (1)	41	73	7 (6)	38	78	67
	5 h à 5 h 59	7 h à 7 h 59	12 (3)	50	73	13 (3)	66	78	103
	6 h à 6 h 59	8 h à 8 h 59	13 (1)	62	73	12 (3)	62	78	109
	7 h à 7 h 59	9 h à 9 h 59	12 (3)	62	73	13 (2)	64	78	120
	8 h à 8 h 59	10 h à 10 h 59	12 (3)	60	73	13 (1)	67	78	111
	9 h à 9 h 59	11 h à 11 h 59	12 (3)	61	73	13 (1)	63	78	112
	10 h à 10 h 59	12 h à 12 h 59	12 (3)	54	73	13 (2)	65	78	111
	11 h à 11 h 59	13 h à 13 h 59	12 (3)	55	73	13 (3)	70	78	110
	12 h à 12 h 59	14 h à 14 h 59	13 (3)	58	73	13 (1)	63	78	105
	13 h à 13 h 59	15 h à 15 h 59	13 (1)	56	73	13 (3)	65	78	108
	14 h à 14 h 59	16 h à 16 h 59	12 (1)	56	73	13 (1)	63	78	107
	15 h à 15 h 59	17 h à 17 h 59	13 (3)	61	73	12 (3)	62	78	107
	16 h à 16 h 59	18 h à 18 h 59	13 (1)	60	73	13 (2)	62	78	111
	17 h à 17 h 59	19 h à 19 h 59	13 (3)	64	73	12 (3)	62	78	109
	18 h à 18 h 59	20 h à 20 h 59	13 (1)	56	73	14 (2)	64	78	108
	19 h à 19 h 59	21 h à 21 h 59	12 (3)	53	73	13 (2)	55	78	99
	20 h à 20 h 59	22 h à 22 h 59	13 (1)	47	73	11 (6)	41	78	80
	21 h à 21 h 59	23 h à 23 h 59	8 (6)	40	73	10 (6)	30	78	62
	22 h à 22 h 59	0 h à 0 h 59	7 (6)	30	73	7 (6)	25	78	40
	23 h à 23 h 59	1 h à 1 h 59	7 (6)	20	73	7 (6)	25	78	40

The acronym N (M) means that during the corresponding hour, a maximum of N movement can be scheduled for M period of 10 minutes, N-1 movement during the 6-M others periods of 10 minutes, provided that the other constraints in the corresponding hour are not exceeded.

### Terminal constraints:

The maximum departing passengers flows per hour by terminal are:

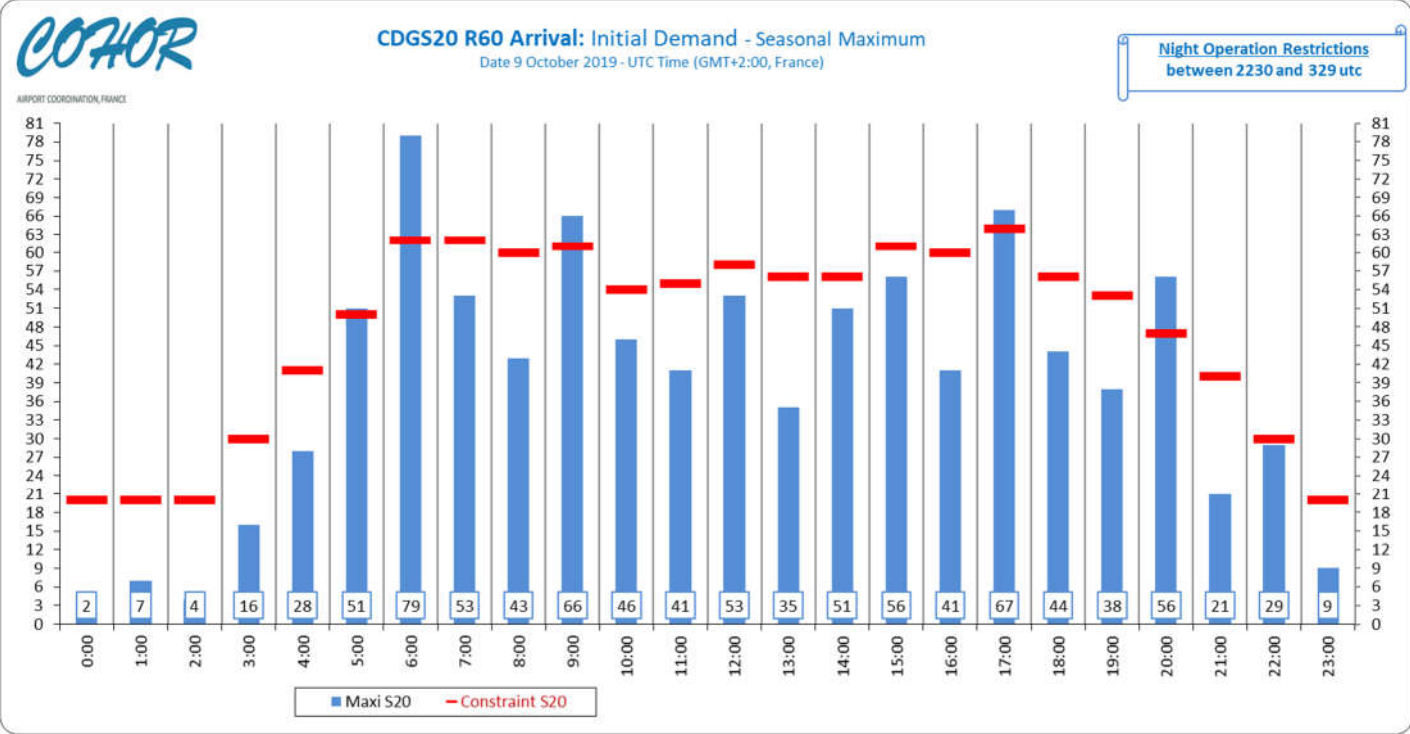
Terminal 1 : 2000  
Terminal 2A : 1000  
Terminal 2C : 800  
Terminal 2D : 1500  
Terminal 2E : 5600  
Terminal 2F : 2800  
Terminal 2G : 700  
Terminal 3 : 1000

These constraints are implemented by COHOR to warn carriers of possible difficulties in CDG terminals.

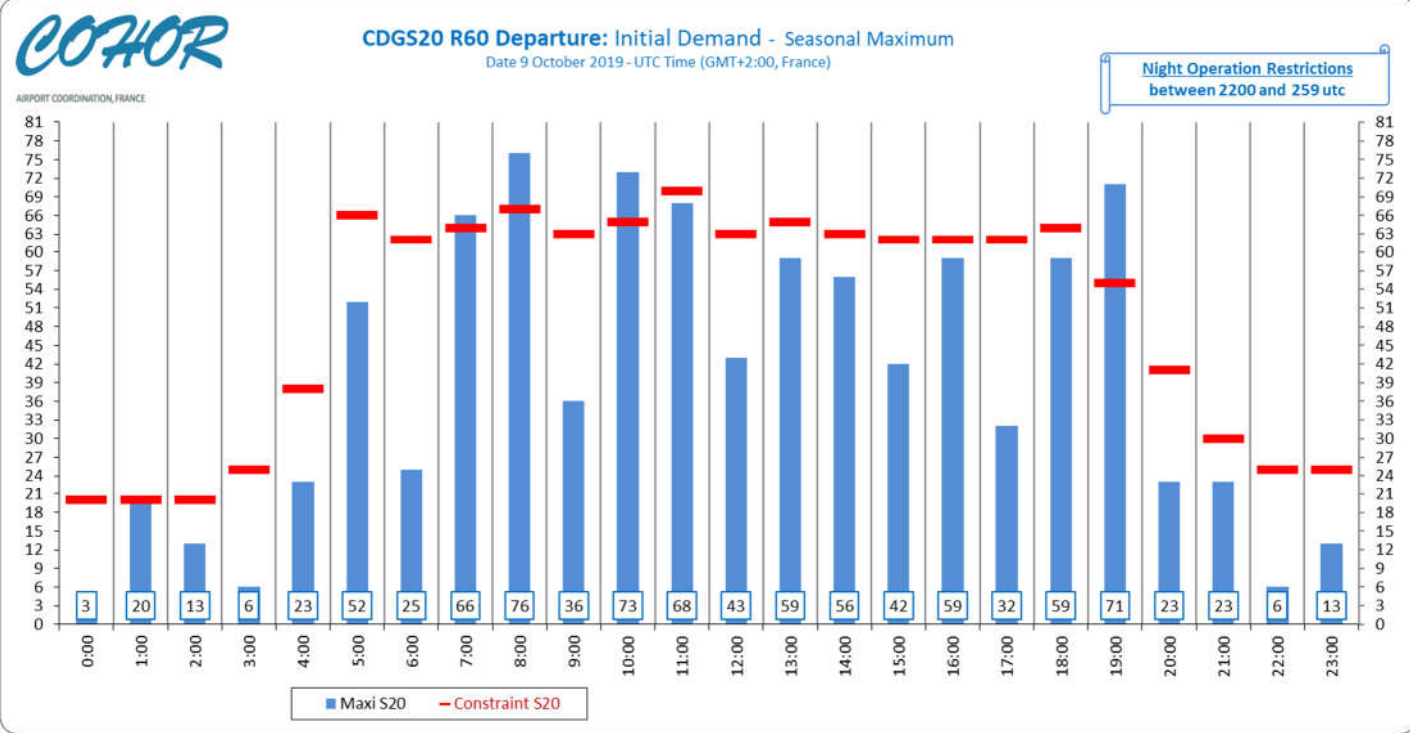
Cooperation between these carriers and Aéroports de Paris is required to find solutions.

# Graphics : Initial demand

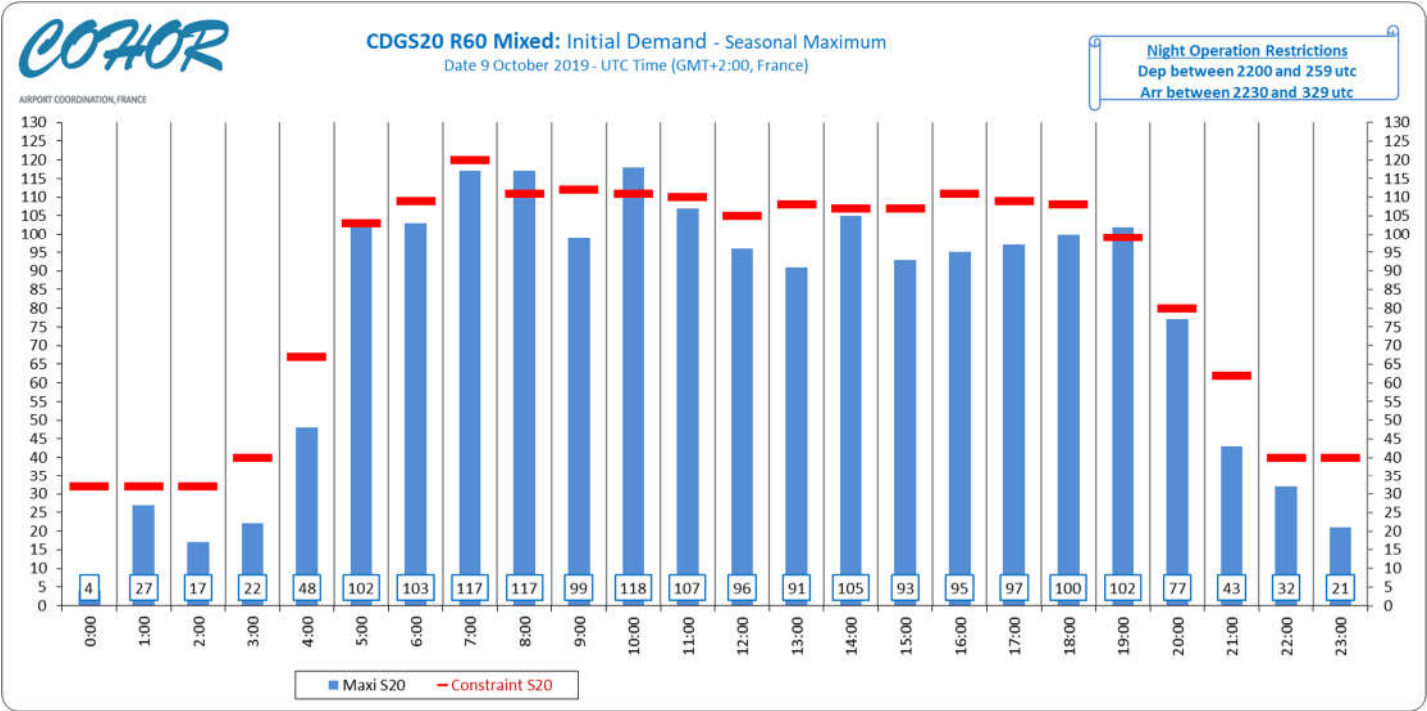
## CDGS20 R60 Arrival



## CDGS20 R60 Departure

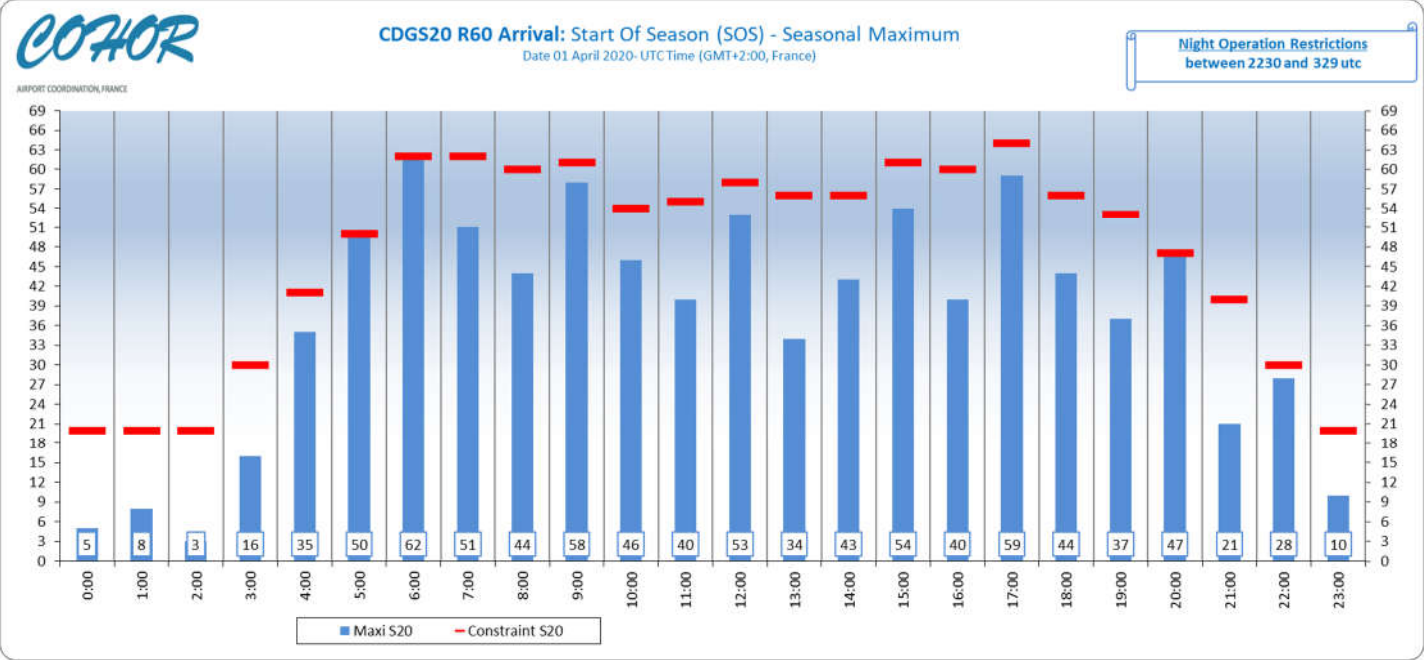


CDGS20 R60 Mixed

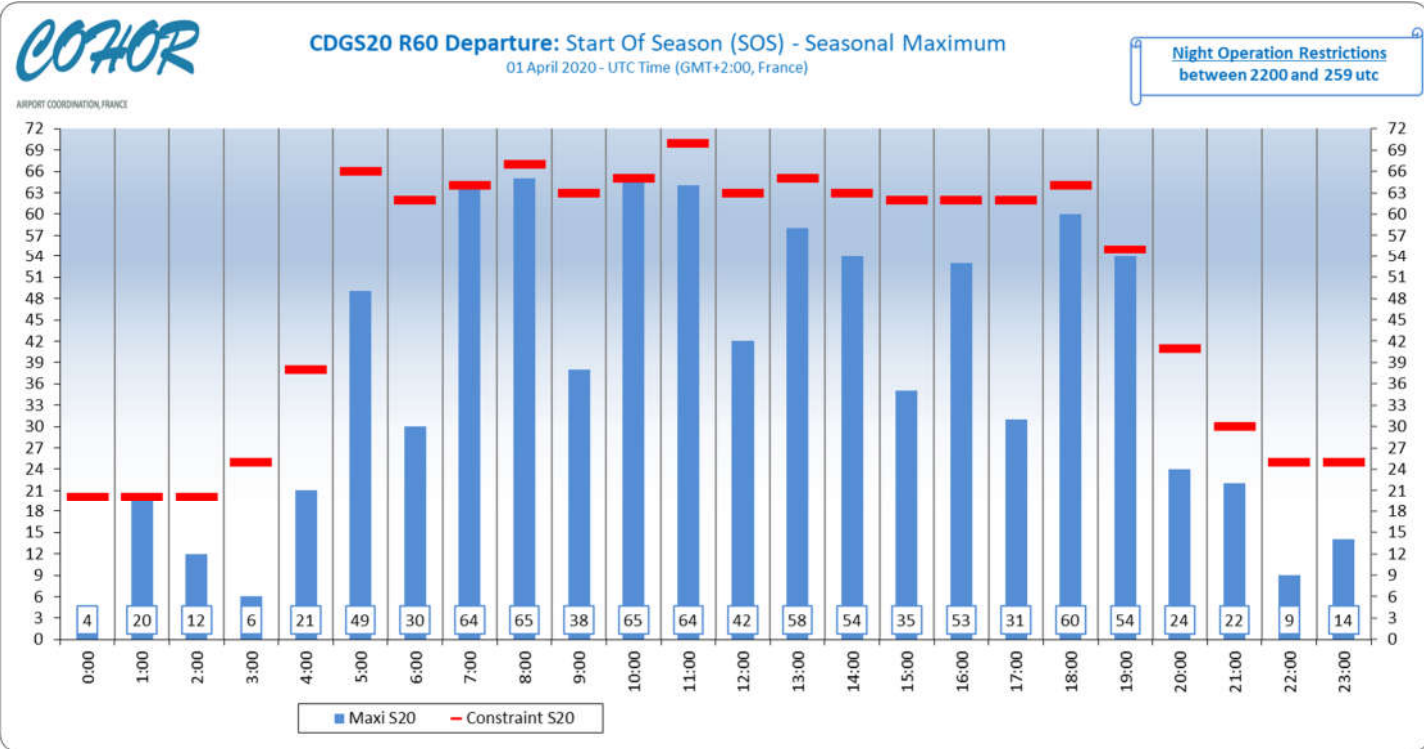


# Graphics : SOS Allocated slots

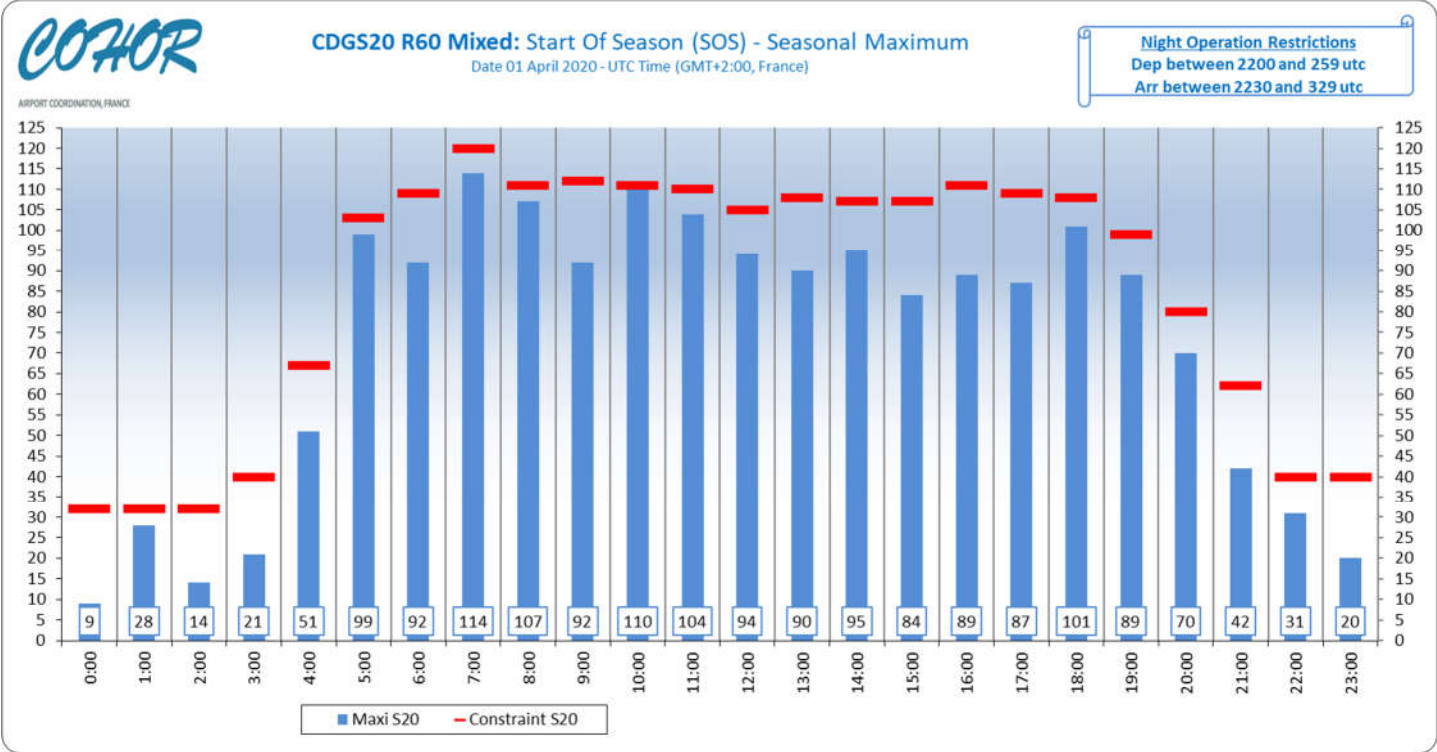
## CDGS20 R60 Arrival



## CDGS20 R60 Departure



CDGS20 R60 Mixed



## Slots allocation by operator

Airline	Total Slot
AEGEAN AIRLINES	2155
AER LINGUS	1856
AEROFLOT RUSSIAN AIRLINES	1886
AEROMEXICO	656
AIR ALGERIE	4248
Air Arabia Egypt	56
AIR ARABIA MAROC	330
AIR ASTANA JSC	124
AIR AUSTRAL	885
AIR BALTIC	1104
AIR CAIRO	141
AIR CANADA	1085
AIR CARAIBES ATLANTIQUE	5
AIR CHINA	1354
AIR CONTRACTORS LTD	1244
AIR EUROPA	1740
AIR FRANCE	132165
AIR INDIA	356
AIR MADAGASCAR	276
AIR MALTA	368
AIR MAURITIUS	414
AIR MOLDOVA	4
AIR NOSTRUM	306
Air Saint-Pierre	24
AIR SENEGAL SA	472
AIR TAHITI NUI	359
AIR TRANSAT	1142
AIRBRIDGE CARGO	300
AIR-MEDITERRANEAN	98
AirSERBIA	1050
AIRX CHARTER LTD	1
ALBA STAR	6
ALITALIA	2884
ALL NIPPON AIRWAYS	366
AMELIA INTL - AERO 4 M	1
AMERICAN AIRLINES	2336
Anisec Luftfahrt GmbH	640
ARKIA ISRAELI AIRLINES	224
ASIANA AIRLINES	254
ASL Airlines Belgium	884
ASL AIRLINES FRANCE	3256
ASSISTANCE EUROPE HANDLING	11
Atlantic Airways	166

Airline	Total Slot
AUSTRIAN AIRLINES	2131
AVIANCA	132
AZERBAIJAN AIRLINES	128
BELAVIA BELARUSSIAN AIRLINES	618
Blue Air Aviation	348
BRITISH AIRWAYS	2595
Brussels Airlines	1138
BULGARIA AIR	382
BULGARIAN AIR CHARTER	4
CARPATAIR	5
CATHAY PACIFIC	520
CHINA EASTERN AIRLINES	1677
CHINA SOUTHERN AIRLINES	406
CORENDON AIRLINES	32
CORSAIR	31
CROATIA AIRLINES	804
CSA CZECH AIRLINES	1062
DELTA AIR LINES	5022
EASYJET AIRLINE	5282
EASYJET EUROPE	14978
EGYPTAIR	718
EL AL	1183
EMIRATES	1060
ENTER AIR	719
ETHIOPIAN AIRLINES	401
ETIHAD AIRWAYS	914
EUROPEAN AIR TRANSPORT	1667
EUROWINGS	1404
EVA AIR	384
Express Air Cargo	300
FEDEX EXPRESS	9674
FINNAIR	1767
Fly Egypt	168
FLY ONE	126
FLY PLAY	324
FLYBE	4102
FLYGR8	188
FREEBIRD AIRLINES EUROPE LIMITED	24
GEORGIAN AIRLINES	120
GULF AIR	416
HAINAN AIRLINES	720
HIFLY AIRLINES	2
IBERIA	827
ICELANDAIR	960
IRAN AIR	116
ISRAIR AIRLINES	6
JAPAN AIRLINES	369

Airline	Total Slot
JASMIN AIRWAYS	20
JET2.COM	168
KENYA AIRWAYS	428
KLM	2106
KOREAN AIR	504
KUWAIT AIRWAYS	356
LOT POLISH AIRLINES	1169
LUFTHANSA	5032
LUXAIR	1432
MALETH-AERO	10
MIDDLE EAST AIRLINES	739
MNG AIRLINES	296
MONTENEGRO AIRLINES	334
NEOS	4
Norwegian Air International Ltd	442
NORWEGIAN AIR SHUTTLE	3100
NOUVELAIR TUNISIE	2092
OMAN AIR	372
ONUR AIR	474
PAKISTAN INTERNATIONAL AIRLINES	116
PAN EUROPEENNE	1
PEGASUS AIRLINES	2
PGA PORTUGALIA AIRLINES	58
QATAR AIRWAYS	1456
ROSSIYA AIRLINES	292
ROYAL AIR MAROC	607
ROYAL JORDANIAN	384
SATA INTERNATIONAL	70
SAUDIA	798
SCANDINAVIAN AIRLINES	2618
SINGAPORE AIRLINES	290
Smartwings, a.s.	659
STAR AIR	570
SUNEXPRESS	394
SWISS INTERNATIONAL AIRLINES	1801
TAILWIND AIRLINES	4
TAM LINHAS AEREAS	352
TAP PORTUGAL	18
TAROM	726
TASSILI AIRLINES	82
THAI AIRWAYS	450
THY TURKISH AIRLINES	2935
TITAN AIRWAYS	1
TRANS AEREOS DE CABO VERDE	288
TRANSAVIA FRANCE	10
TUI	4
TUI fly Belgium	159



Airline	Total Slot
TUNISAIR	204
TURKMENISTAN AIRLINES	42
UKRAINE INTL AIRLINES	492
UNITED AIRLINES	1538
UNITED PARCEL SERVICE	600
URAL AIRLINES	34
UZBEKISTAN AIRWAYS	152
VIETNAM AIRLINES	412
VISTARA	232
VUELING AIRLINES	8207
WAMOS AIR	4
West Atlantic	568
WESTJET	272
XIAMEN AIR	156